



COLOR TWO stimmige Lösung

Für komplexe Lösungen steht das RAKO-Programm ColorTWO. Mit seinem Spektrum an Tag- und Nachtfarben ist es exakt abgestimmt auf die Wandfliesen aus dem ColorONE-Programm. Das gilt auch für die klassischen Modulformate der glasierten Steinzeugfliesen: 10 x 10, 15 x 15, 20 x 20, 30 x 30 und 30 x 60 cm und Mosaik in Größen von 2,5 x 2,5 bis 5 x 5 cm. Eine Neuigkeit ist die rektifizierte glatte weiße Fliese 30 x 60 cm mit der Rutschhemmung R10/B. Farben und Formen, Wände und Böden ergänzen sich zu einem harmonischen Ganzen. Ebenfalls ein wesentlicher Bestandteil von ColorTWO: Die Auswahl an Formteilen und rutschfesten Oberflächen in passenden Farben und Formaten. Trotz hoher Rutschfestigkeit überzeugt die Serie mit sehr guten Reinigungsmöglichkeiten.

COLOR TWO complex solution







Complete serie of glazed tiles for application in interiors is identical with both day and night colour spectrum of the ColorONE tiles. In addition to the standard format sized 10 x 10, 15 x 15, 20 x 20, 30 x 30 and 30 x 60 cm the serie also offers mosaic in sizes from 2,5 x 2,5 to 5 x 5 cm; all products are 30 x 60 cm in modular version. The latest addition is a rectified plain white floor tile with the slip resistance R10/B. These modular formats enable combination of differing basic elements and offer optimal compatibility with the wall and floor tiles of the ColorONE. A fundamental part of ColorTWO is the extensive offer of functional special pieces to resolve tiling of any space. Demanding technical requirements meet special slip-resistant surfaces made in selected colours and formats. The guaranteed slip resistance of individual surfaces does not prevent easy maintenance of the products. Products of ColorTWO guarantee solutions of complex projects.









COLOR TWO solution complexe

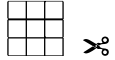
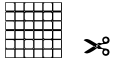
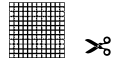
Une série cohérente de carreaux compacts émaillés destinés aux espaces intérieurs identique au spectre de couleurs des carreaux de la série ColorONE. En sus des formats modulaires classiques de 10 x 10, 15 x 15, de 20 x 20, de 30 x 30 et de 30 x 60 cm la série offre aussi des mosaïques de formats modulaires à partir de 2,5 x 2,5 jusqu'à 5 x 5 cm. Comme nouveauté, nous présentons le carreau blanc 30 x 60 cm rectifié au design lisse, doté d'une résistance au glissement R10/B.

Les formats modulaires permettent de combiner les éléments de base variés et aussi d'atteindre la compatibilité avec les carreaux de la série ColorONE. Une vaste offre d'accessoires qui sont capables de solutionner le carrelage de chaque espace fait partie intégrante de la série. Disponibles en quelques couleurs et formats, les surfaces spéciales antidérapantes remplissent les exigences techniques exigeantes. Le niveau d'anti-dérapage garanti de différentes surfaces ne diminue en aucun cas leur facilité d'entretien. Les produits ColorTWO sont une garantie de solution complexe.



Produkt product							
EN 14411:2016, annex H Bib GL	Bodenfliese floor tile	Bodenfliese floor tile	Bodenfliese floor tile	Bodenfliese floor tile			
 cm	30×60 R	30×30	20×20	10×20			
 mm	298×598×10 R	298×298×8	198×198×7	98×198×7			
Oberfläche surface	matt matt GAK	matt matt	matt matt	matt matt GAF	matt matt relief GRS	matt matt relief GRN	
Rutschfestigkeit slip resistance	R10/B			R10/B	R10/B	R10/B	
Reibungskoeffizient trocken sliding friction coefficient	μ ≥ 0,6	μ ≥ 0,5	μ ≥ 0,5	μ ≥ 0,6	μ ≥ 0,6	μ ≥ 0,6	
Farbe color							
black			GAA1K048 ○ 500 m ²				
RAL 0001500							
antracit grey			GAA1K248 ○ 500 m ²	GAF1K248 ○ 550 m ²	GRS1K248 ○ 550 m ²		
RAL 0004000							
dark grey			GAA1K111 ○ 500 m ²				
RAL 0805005							
grey			GAA1K110 ○ 470 m ²	GAF1K610 ○ 510 m ²	GRS1K610 ○ 510 m ²	GAAD8110 ○ 650 m ²	
RAL 0607005							
light grey			GAA1K112 ○ 470 m ²	GAF1K612 ○ 510 m ²	GRS1K612 ○ 510 m ²		
RAL 0008500							
white	GAKSE023 ○ 650 m ²	GAA2J023 ○ 470 m ²	GAA1K023 ○ 450 m ²	GAF1K023 ○ 500 m ²	GRS1K623 ○ 500 m ²	GAAD8023 ○ 640 m ²	GRND8023 ○ 690 m ²
WHITE							
light beige			GAA1K107 ○ 470 m ²		GRS1K607 ○ 510 m ²		
RAL 0709010							
beige			GAA1K108 ○ 470 m ²		GRS1K608 ○ 510 m ²	GAAD8108 ○ 650 m ²	
RAL 0508010							
light beige-brown			GAA1K311 ○ 500 m ²				
RAL 0607020							
beige-brown			GAA1K312 ○ 500 m ²				
RAL0607010							
grey-beige			GAA1K313 ○ 500 m ²				
RAL 0805010							
dark brown			GAA1K671 ○ 500 m ²				
RAL 0502010							

logistische Daten logistic information				
	6	13	25	35
	5,6	11,0	25,0	50,0
	1,08	1,18	1,00	0,70
	40	48	72	90
	43,2	56,64	72,00	63,00
	23,7	21,0	15,5	10,5
	21,9	17,8	15,5	15,0
	971	1 034	1 141	971


 Bodenfliese floor tile					 Mosaik sheet 30×30 cm mosaic sheet 30×30 cm			 Mosaik sheet 30×30 cm mosaic sheet 30×30 cm		
10×10					5×5			2,5×2,5		
98×98×6					48×48×6			48×48×7 R		23×23×6
matt matt	glänzend glossy	matt matt GAF	matt matt relief GRS	matt matt relief GRH	matt matt	glänzend glossy	matt matt relief GRS	matt matt	glänzend glossy	
		R10/B	R10/B	▲ C			R10/B			
μ ≥ 0,5		μ ≥ 0,6	μ ≥ 0,6	μ ≥ 0,7	μ ≥ 0,5		μ ≥ 0,6	μ ≥ 0,5		
GAAOK048 ○ 820 m ²	GAAOK548 ○ 820 m ²									
GAAOK248 ○ 820 m ²		GAFOK248 ○ 860 m ²	GRSOK248 ○ 860 m ²							
GAAOK111 ○ 820 m ²										
GAAOK110 ○ 800 m ²		GAFOK610 ○ 830 m ²	GRSOK610 ○ 830 m ²		GDM05110 ○ 850 m ²		GRS05610 ○ 1590 m ²	GDM02110 ○ 920 m ²		
GAAOK112 ○ 800 m ²		GAFOK612 ○ 830 m ²	GRSOK612 ○ 830 m ²		GDM05112 ○ 850 m ²		GRS05612 ○ 1590 m ²	GDM02112 ○ 920 m ²		
GAAOK023 ○ 750 m ²	GAAOK052 ○ 750 m ²	GAFOK023 ○ 800 m ²	GRSOK623 ○ 800 m ²	GRHOK223 ○ 790 m ²	GDM05023 ○ 810 m ²	GDM05052 ○ 830 m ²	GRS05623 ○ 1590 m ²	GDM02023 ○ 900 m ²	GDM02052 ○ 900 m ²	
GAAOK107 ○ 800 m ²			GRSOK607 ○ 830 m ²		GDM05107 ○ 850 m ²		GRS05607 ○ 1590 m ²	GDM02107 ○ 920 m ²		
GAAOK108 ○ 800 m ²			GRSOK608 ○ 830 m ²		GDM05108 ○ 850 m ²		GRS05608 ○ 1590 m ²	GDM02108 ○ 920 m ²		
GAAOK311 ○ 820 m ²										
GAAOK312 ○ 820 m ²										
GAAOK313 ○ 820 m ²										
					11		11		11	
					11,0		11,0		11,0	
					1,00		1,00		1,00	
					60		60		60	
					60,00		60,00		60,00	
					12,9		12,9		12,9	
					12,9		12,9		12,9	
					799		799		799	



Produkt product	Hohlkehlssockel cove skirting	Hohlkehlssockel cove skirting	Innenecke Hohlkehlssockel inside corner cove skirting	Außenecke Hohlkehlssockel outside corner cove skirting	Innenkante inside edge	
STO No. 030-049916						
20x20	20x20	20x20	2,4x20	3x20	2,4x20	
198x204x7	198x204x7	198x204x7	24x204x7	30x204x7	24x198x7	
Oberfläche surface	matt matt	matt matt relief GRS	matt matt	matt matt	matt matt	matt matt GAF
Rutschfestigkeit slip resistance		R10/B				R10/B
Reibungskoeffizient trocken sliding friction coefficient		$\mu \geq 0,6$				$\mu \geq 0,6$
Farbe color						
antracit grey RAL 0004000	GSP1K248 ○ 180 St	GST1K248 ○ 210 St	GSIRI248 ○ 230 St	GSERI248 ○ 230 St	GSIAP248 ○ 230 St	
grey RAL 0607005	GSP1K110 ○ 180 St	GST1K110 ○ 210 St	GSIRI110 ○ 230 St	GSERI110 ○ 230 St	GSIAP110 ○ 230 St	
light grey RAL 0008500	GSP1K112 ○ 180 St	GST1K112 ○ 210 St	GSIRI112 ○ 230 St	GSERI112 ○ 230 St	GSIAP112 ○ 230 St	
white WHITE	GSP1K023 ○ 180 St	GST1K023 ○ 210 St	GSIRI023 ○ 230 St	GSERI023 ○ 230 St	GSIAP023 ○ 230 St	GSIAPF23* ○ 230 St News
light beige RAL 0709010	GSP1K107 ○ 180 St	GST1K107 ○ 210 St	GSIRI107 ○ 230 St	GSERI107 ○ 230 St	GSIAP107 ○ 230 St	
beige RAL 0508010	GSP1K108 ○ 180 St	GST1K108 ○ 210 St	GSIRI108 ○ 230 St	GSERI108 ○ 230 St	GSIAP108 ○ 230 St	
light blue RAL 2408015	GSP1K003 ○ 180 St	GST1K003 ○ 210 St	GSIRI003 ○ 230 St	GSERI003 ○ 230 St	GSIAP003 ○ 230 St	GSIAPF03* ○ 230 St News
dark blue RAL 2902035	GSP1K005 ○ 180 St	GST1K005 ○ 210 St	GSIRI005 ○ 230 St	GSERI005 ○ 230 St	GSIAP005 ○ 230 St	GSIAPF05* ○ 230 St News
logistische Daten logistic information						
28	28	28	24	24	24	
-	-	-	-	-	-	
-	-	-	-	-	-	
-	-	-	-	-	-	
-	-	-	-	-	-	
17,6	17,6	17,6	3,1	3,6	3,1	
-	-	-	-	-	-	
-	-	-	-	-	-	

* Produktion auf Anfrage | Production by order | Production par accord

Außenkante outside edge	Außenecke outside corner	Duschtasseneckstein shower piece corner	Duschtassenstein shower piece continuous
2,4x20	2,4x2,4	10x10	10x10
24x198x7	24x24x24	98x98x6	98x98x6
matt matt	matt matt GAF	matt matt	matt matt relief GRS
	R10/B		R10/B
	$\mu \geq 0,6$		$\mu \geq 0,6$
GSEAP248 ○ 230 St		GTVR4248 ○ 310 St	GTRON248 ○ 250 St
GSEAP110 ○ 230 St		GTVR4110 ○ 310 St	GTRON610 ○ 220 St
GSEAP112 ○ 230 St		GTVR4112 ○ 310 St	GTRON612 ○ 220 St
GSEAP023 ○ 230 St	GSEAPF23* ○ 230 St News	GTVR4023 ○ 310 St	GTVR4F23* ○ 310 St News
GSEAP107 ○ 230 St		GTVR4107 ○ 310 St	GTRON607 ○ 220 St
GSEAP108 ○ 230 St		GTVR4108 ○ 310 St	GTRON608 ○ 220 St
GSEAP003 ○ 230 St	GSEAPF03* ○ 230 St News	GTVR4003 ○ 310 St	GTVR4F03* ○ 310 St News
GSEAP005 ○ 230 St	GSEAPF05* ○ 230 St News	GTVR4005 ○ 310 St	GTVR4F05* ○ 310 St News
	24	50	18
	-	-	100,0
	-	-	0,18
	-	-	-
	-	-	-
	3,1	0,9	3,3
	-	-	-
	-	-	-




RAL 0001500 PEI 2
schwarz | black




RAL 0004000 PEI 2
anthrazit-grau | antracit-grey



RAL 0805005 PEI 3
dunkelgrau | dark grey




RAL 0607005 PEI 4
grau | grey




RAL 0008500 PEI 4
hellgrau | light grey



WHITE PEI 4 (matt | matt)
weiß | white PEI 2 (glänzend | glossy)




RAL 0709010 PEI 4
hellbeige | light beige




RAL 0508010 PEI 4
beige | beige




RAL 0607020 PEI 3
hellbeige-braun | light beige-brown



RAL 0607010 PEI 3
beige-braun | beige-brown



RAL 0805010 PEI 3
grau-beige | grey-beige



RAL 0502010 PEI 2
dunkelbraun | dark brown




RAL 0304060 PEI 2
rot | red



RAL 0506080 PEI 3
orange-rot | orange-red



RAL 0607050 PEI 3
dunkelorange | dark orange



RAL 0858070 PEI 3
dunkelgelb | dark yellow



RAL 0908040 PEI 4
gelb | yellow



RAL 0958070 PEI 4
gelb-grün | yellow-green



RAL 1208050 PEI 4
hellgrün | light green



RAL 1306050 PEI 3
grün | green



RAL 1907025 PEI 3
türkis | turquoise



RAL 2408015 PEI 4
hellblau | light blue




RAL 2606025 PEI 4
blau | blue



RAL 2902035 PEI 3
dunkelblau | dark blue



Oberflächen | surfaces




matt | matt $\mu \geq 0,5$
GAK R10/B $\mu \geq 0,6$




glänzend | glossy



matt | matt R10/B $\mu \geq 0,6$
GAF



relief R10/B $\mu \geq 0,6$
GRN



relief R10/B $\mu \geq 0,6$
GRS



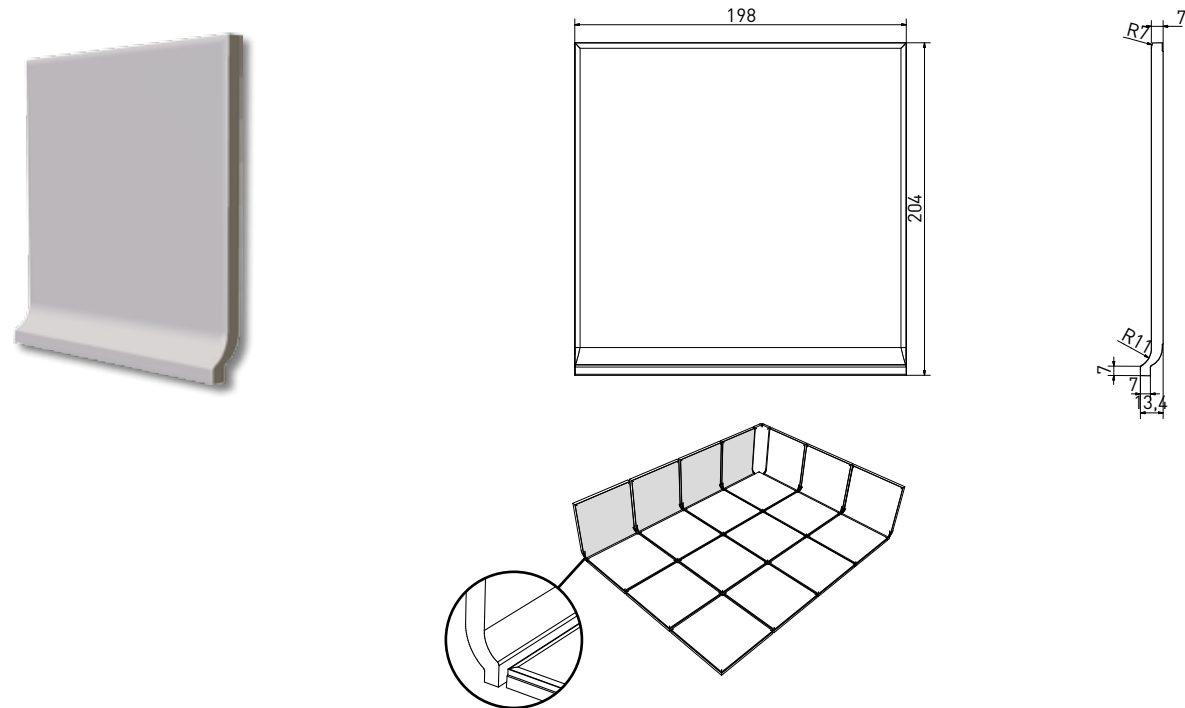
relief $\mu \geq 0,7$
GRH

GR... - Reliefoberfläche | Relief surface | Surface en relief
GAF... - Glatte rutschhemmende Oberfläche | Smooth slip-resistant surface | Surface lisse antidérapante
GAK... - Glatte rutschhemmende Oberfläche | Smooth slip-resistant surface | Surface lisse antidérapante

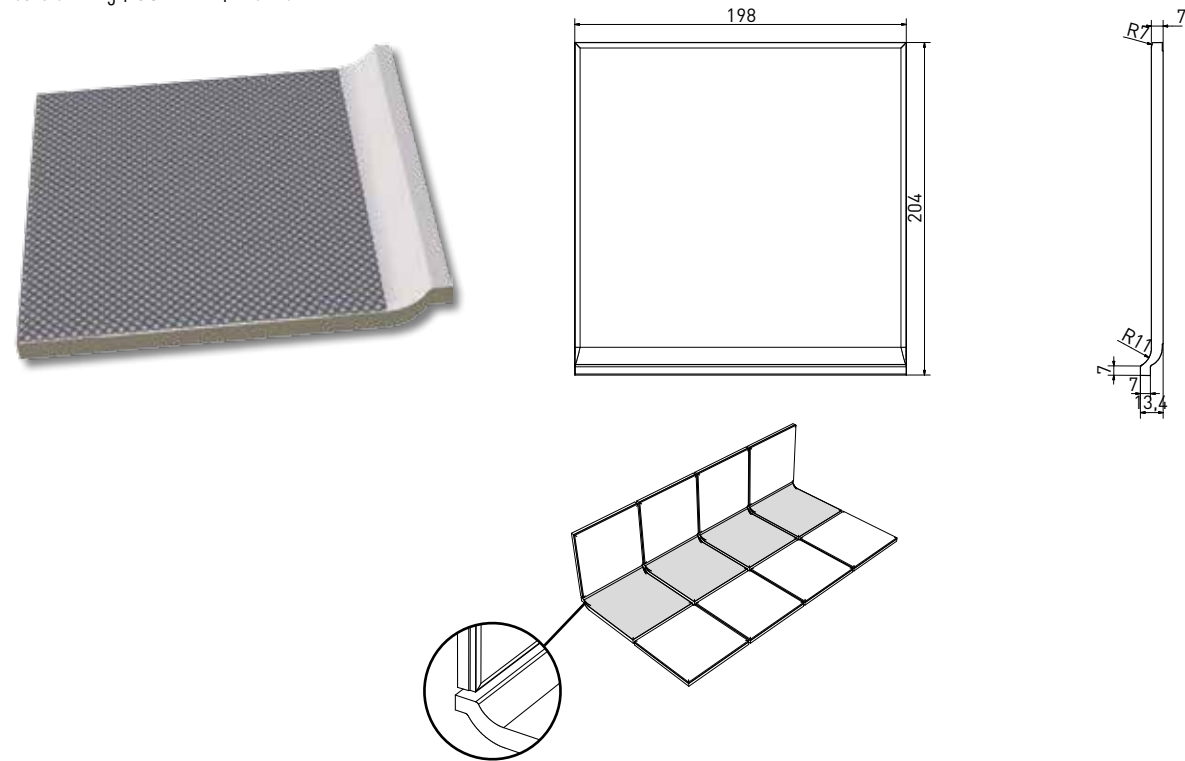


Formteile | special pieces

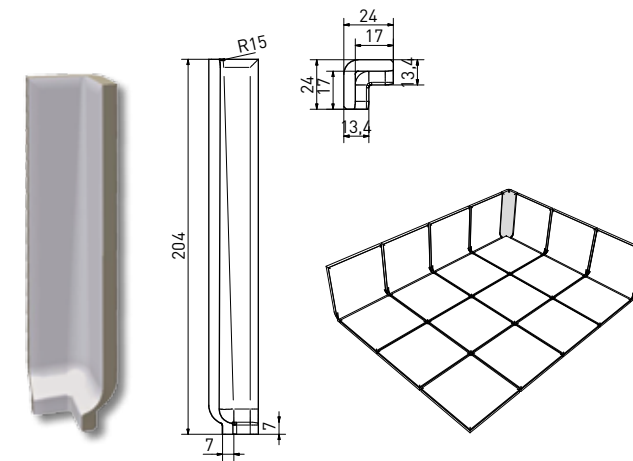
Hohlkehlsöckel | **GSP1K...** | 198×204×7 mm
cove skirting | **GSP1K...** | 198×204×7 mm



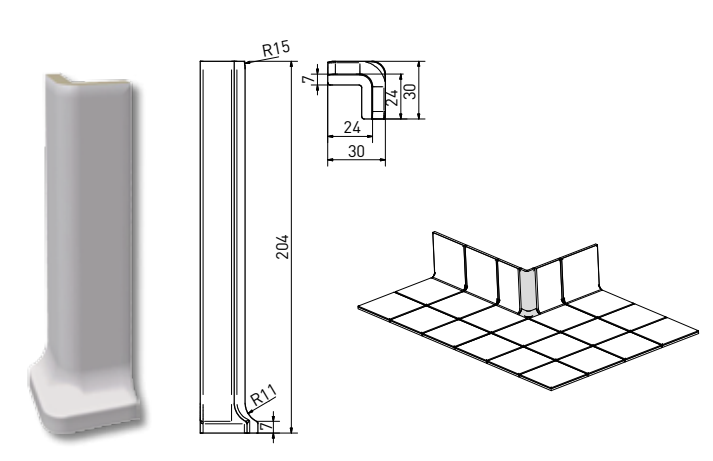
Hohlkehlsöckel | **GST1K...** | 198×204×7 mm
cove skirting | **GST1K...** | 198×204×7 mm



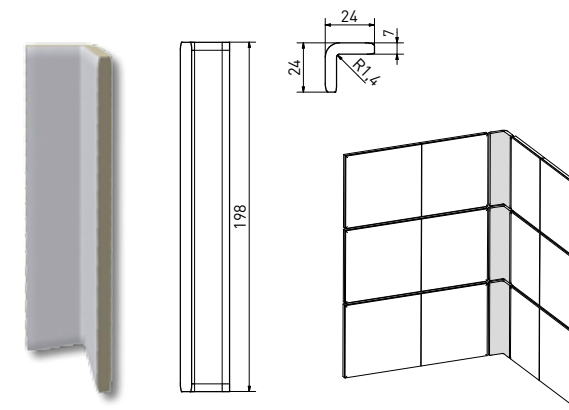
Innenecke Hohlkehlsöckel | **GSIRI...** | 24×204×7 mm
inside corner cove skirting | **GSIRI...** | 24×204×7 mm



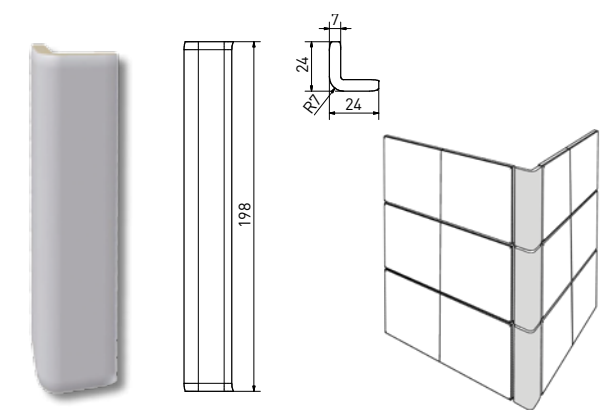
Außenecke Hohlkehlsöckel | **GSERI...** | 30×204×7 mm
outside corner cove skirting | **GSERI...** | 30×204×7 mm



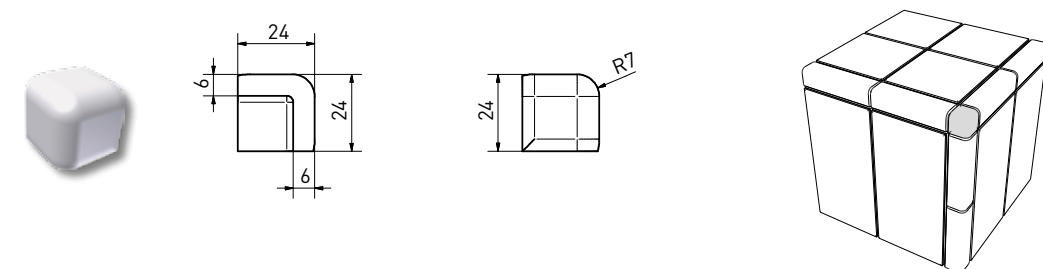
Innenkante | **GSIAF...** | **GSIAPF...** | 24×198×7 mm
inside edge - shower piece | **GSIAF...** | **GSIAPF...** | 24×198×7 mm




Außenkante | **GSEAP...** | **GSEAPF...** | 24×198×7 mm
outside edge - shower piece | **GSEAP...** | **GSEAPF...** | 24×198×7 mm

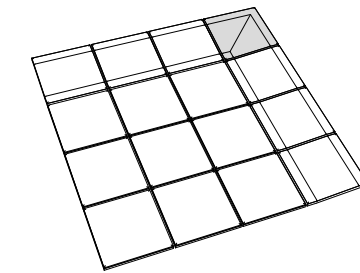
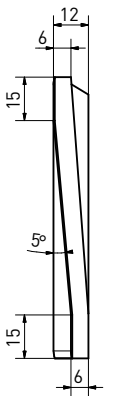
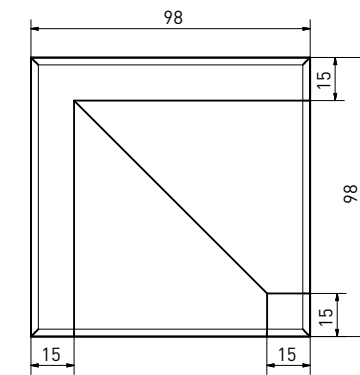



Außenecke | **GTVR4...** | **GTVR4F...** | 24×24×24 mm
outside corner | **GTVR4...** | **GTVR4F...** | 24×24×24 mm





Duschtasseneckstein | **GTRON...** | 98×98×6 mm
 shower piece - corner | **GTRON...** | 98×98×6 mm



Duschtassenstein | **GTPON...** | 98×98×6 mm
 shower piece - continuous | **GTPON...** | 98×98×6 mm

