

# lucie




20x25



WAAGX105  
○ 300 l m<sup>2</sup>  
matt

WAAGX103  
○ 300 l m<sup>2</sup>  
glossy



WAAGX106  
○ 300 l m<sup>2</sup>  
matt

WAAGX104  
○ 300 l m<sup>2</sup>  
glossy



20x20  
30x30



GAT24739  
PEI 4 ○ 440 l m<sup>2</sup>  
matt  
beige | beige | beige



GAT2J739  
PEI 4 ○ 390 l m<sup>2</sup>  
matt



GAT24740  
PEI 4 ○ 440 l m<sup>2</sup>  
matt  
grau | grey | gris




GAT2J740  
PEI 4 ○ 390 l m<sup>2</sup>  
matt

# marmo



20x25



WATG6039  
○ 300 l m<sup>2</sup>  
matt

WATG6038  
○ 300 l m<sup>2</sup>  
glossy



WATG6041  
○ 300 l m<sup>2</sup>  
matt

WATG6040  
○ 300 l m<sup>2</sup>  
glossy


25x33



WATKB178  
○ 350 l m<sup>2</sup>  
matt

WATKB177  
○ 350 l m<sup>2</sup>  
glossy

beige | beige | beige



WATKB180  
○ 350 l m<sup>2</sup>  
matt

WATKB179  
○ 350 l m<sup>2</sup>  
glossy

grau | grey | gris

Produkt | product



EN



St/m<sup>2</sup>



kg/m<sup>2</sup>



brutto kg

Wandfliese   wall tile	20x25	198x248x6,8	EN 14411:2016, annex L BIII G	30	20	1,5	60	90,00	17,6	11,7	1078
Bodenfliese   floor tile	20x20	198x198x7	EN 14411:2016, annex G BIIa GL	25	25	1,0	72	72,00	15,5	15,5	1141
Bodenfliese   floor tile	30x30	298x298x8	EN 14411:2016, annex G BIIa GL	13	11	1,18	48	56,64	21	17,8	1034
Wandfliese   wall tile	25x33	250x330x7	EN 14411:2016, annex L BIII GL	18	12	1,50	54	81,00	18,6	12,4	1030
Wandfliese   wall tile	30x60	298x598x10	EN 14411:2016, annex L BIII GL	6	5,56	1,08	40	43,2	20	18,5	825
Wandfliese   wall tile	15x20	148x198x6	EN 14411:2012, annex K BIII GL	33	33	1,0	100	100,00	10	10	1045
Bodenfliese   floor tile	20x20	198x198x7	EN 14411:2012, annex H BIIb GL	25	25	1,0	72	72,00	15,5	15,5	1141