











DAK63800
PEI 5  560 l m²
matt |  




DAL63800
PEI 4  710 l m²
full lappato





DAK63801
PEI 5  560 l m²
matt |  




DAL63801
PEI 4  710 l m²
full lappato





DAK63802
PEI 4  560 l m²
matt |  




DAL63802
PEI 3  710 l m²
full lappato





DAKSE800
PEI 5  540 l m²
matt |  




DALSE800
PEI 4  690 l m²
full lappato




DAKSE801
PEI 5  540 l m²
matt |  


DALSE801
PEI 4  690 l m²
full lappato



DAKSE802
PEI 4  540 l m²
matt |  


DALSE802
PEI 3  690 l m²
full lappato



DARSU800
PEI 5  560 l m²
matt


elfenbein | ivory



DARSU801
PEI 5  560 l m²
matt

beige | beige



DARSU802
PEI 4  560 l m²
matt

beige-grau | beige-grey



60x60
v3
R




30x60
v3
R



15x60
R10
A
V4
R

Home
RAKO

Produkt product	 L	 W	EN		 S/m ²	 M/m ²			 kg	 kg/m ²	 brutto kg
Bodenfliese floor tile	60x60	598x598x10	EN 14411 - G Bla	3	2,8	1,08	32	34,56	23,7	21,9	782
Bodenfliese floor tile	30x60	298x598x10	EN 14411 - G Bla	6	5,6	1,08	40	43,20	23,7	21,9	971
Bodenfliese floor tile	15x60	148x598x10	EN 14411 - G Bla	10	11,1	0,90	48	43,20	19,7	21,9	971

 Die Produktverpackung enthält zufällige Designmöglichkeiten. | The products are deliberately mixed in packing to include a random selection of designs.


Empfohlene Formatkombinationen siehe Seite 484-485. | Recommended combinations of modular sizes see pages 484-485.




Die Fliesen der Serie zeichnen sich durch ein breites Farbspiel V3 aus. | All products of the entire batch show big deviations in shade difference V3.

Wir empfehlen, einzelne Fliesen aus mehreren Paketen herauszunehmen und den gesamten Bodenbelag nach der Inspirationsfotodokumentation in den Katalogen RAKO, eventuell den Webseiten www.rako.eu, zu komponieren. Wünschenswert ist die Kombination aller Fliesendesigns einschließlich ihrer Drehung um 90° oder 180°, sodass ausgewogene Optik der verlegten Fläche erzielt wird.


Before laying the tiles, we suggest you select from several cartons and arrange them as illustrated in the inspiration photo documentation in RAKO catalogues or website www.rako.eu, and mix the tiles to achieve the required result including turning them by 90° or 180°.



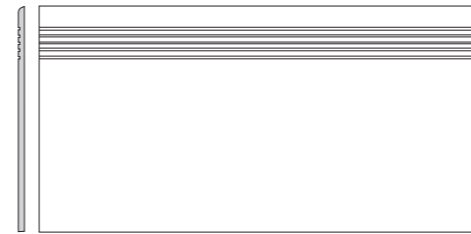
DDM06800 (SHEET)
PEI 5 440 | Netz
mattfull lappato
elfenbein | ivory



DDM06801 (SHEET)
PEI 5 440 | Netz
mattfull lappato
beige | beige



DDM06802 (SHEET)
PEI 4 440 | Netz
mattfull lappato
beige-grau | beige-grey



DCPSE800 elfenbein | ivory
DCPSE801 beige | beige
DCPSE802 beige-grau | beige-grey
PEI 4-5 370 | St
matt



DSAS4800 elfenbein | ivory
DSAS4801 beige | beige
DSAS4802 beige-grau | beige-grey
 220 | St
matt



Produkt product			EN						brutto kg
Mosaik sheet 30x30 cm mosaic sheet 30x30 cm	5x5	48x48x10	EN 14411 - G Bia	3	11	0,27	-	5,9	21,9
Stufe step tile	30x60	298x598x10	STO No. 030 - 059824	6	5,6	1,08	40	23,7	21,9
Sockel skirting plinth	60x9,5	598x95x10	STO No. 030 - 059824	13	17,5	0,74	-	16,2	21,9